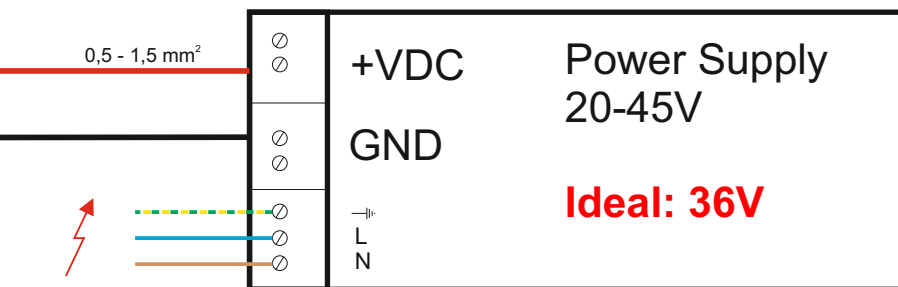

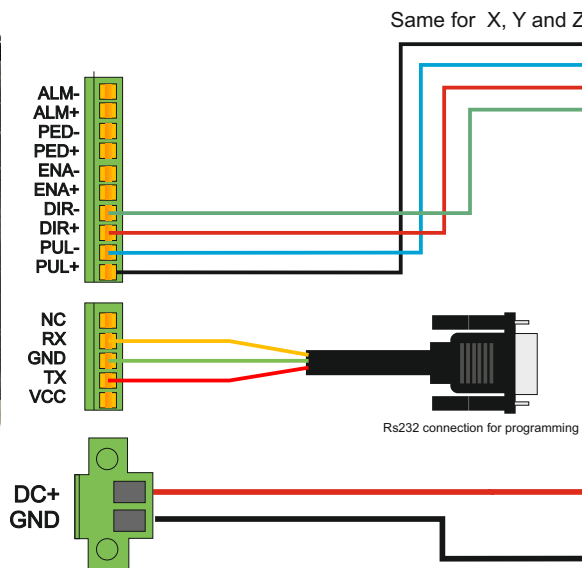


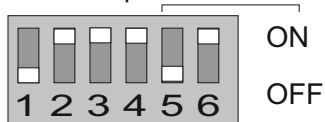
DIP-SWITCH



Ideal power voltage ist 36V DC. Maximum allowed is up to 50V but not recommended as it will shorten the devices lifespan. Use 36V whenever possible!

1. Turn down voltage of power source to 45V with the (adj) potentiometer!
2. Set desired Steps with switch S1-S4
3. Set S5 to OFF (Rising signal flank)
4. Adjust motor direction with S6

Example:
800 Steps



DIP-SWITCH

SW1-SW3:
Steps/Rev

S5
Flank

S6:
Direction

Steps	S1	S2	S3	S4
SOFTWARE	ON	ON	ON	ON
800	OFF	ON	ON	ON
1600	ON	OFF	ON	ON
3200	OFF	OFF	ON	ON

Steps lower than 800 can be programmed with the serial connection and a pc using the JMC Software available from our website